

600058

2011

.

.....	1
.....	1
.....	3
.....	4
.....	8
.....	12
.....	17
.....	17
.....	26
.....	27
.....	36
.....	128

()

()

()

()

()

()

()

	Minmetals Development Co.,Ltd
	MINLIST

()

	5 B	5 B
	010-68494205	010-68494267
	010-68494207	010-68494207
	cuiql@minmetals.com	wangwc@minmetals.com

()

	5 B
	100044

	5 B
	100044
	http://www.minlist.com.cn
	minlist@minmetals.com

()

	http://www.sse.com.cn

()

A			600058

()

	1997 5 21
--	-----------

4614j12.646 8EB0480F3C01841420F090E115D173BCC100CAF090ED04268D>/TT0 -0 1 T0.000 1 Tf.2511 0 Td(5)

()

	16,003,316.53	371,840,671.62	-95.70	-225,769,055.90
	-2,905,373,133.98	1,127,515,411.96	-357.68	-992,875,499.22
	2011	2010	%	2009
	48,970,385,917.21	43,236,351,008.37	13.26	41,932,669,171.16
	37,101,968,015.65	31,760,631,646.57	16.82	31,047,955,162.27
	9,073,012,811.21	8,786,115,453.18	3.27	8,183,440,323.68
	1,071,910,711.00	1,071,910,711.00	0	1,071,910,711.00

	2011	2010	%	2009
	0.5017	0.359	39.75	0.2488
	0.5017	0.359	39.75	0.2488
/				
	0.0149	0.3469	-95.70	-0.2106
%	6.0227	4.5351	1.49	3.2501
(%)	0.1792	4.3824	4.20	-2.7515
	-2.7105	1.0519	-357.68	-0.9263
	2011	2010	%	2009
	8.4643	8.1967	3.26	7.6344
%	75.76	73.46	2.30	74.04

()

: :

	531,228,230.24	333,919,518.54	-197,308,711.70	127,857,791.06
	531,228,230.24	333,919,518.54	-197,308,711.70	127,857,791.06

()

1

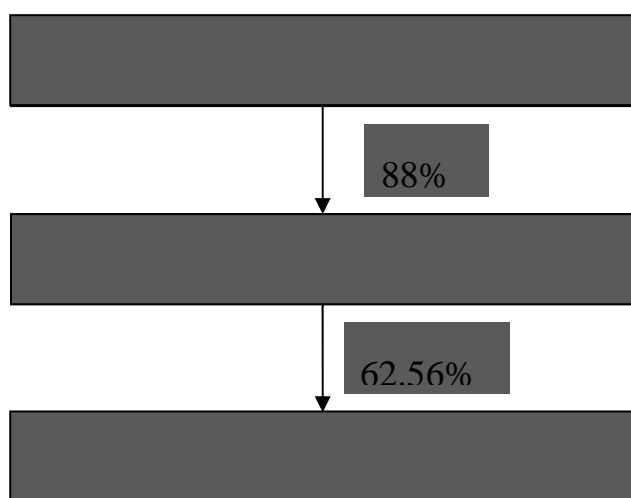
		(%)							(%)

2

	() ()
--	------------

(4)

	2011 12 29
	2011 12 30



3

()

			59	2009 4 22	2012 4 22	25,012	25,012			0

			74	2009 22	4	2012 22	4	0	0		0	
			48	2009 22	4	2012 22	4	20,000	20,000		0	
			49	2009 22	4	2012 22	4	0	0		20	
			49	2009 22	4	2012 22	4	0	0		20	
			52	2009 22	4	2012 22	4	4,000	4,000		0	
			38	2009 22	4	2012 22	4	2,600	2,600		0	
			48	2009 22	4	2012 22	4	0	0		0	
			40	2009 22	4	2012 22	4	0	0		0	
			54	2009 22	4	2012 22	4	0	0		0	
			54	2009 22	4	2012 22	4	13,182	13,182		0	
			38	2009 22	4	2012 22	4	0	0		0	
			45	2011 27	4	2012 22	4	3,700	3,700		0	
			44	2009 22	4	2012 22	4	0	0		65.39	
			42	2010 12	10	2012 22	4	0	0		41.95	
			38	2010 27	8	2012 22	4	2,600	2,600		115.26	
			46	2010 27	8	2012 22	4	0	0		94.49	
			49	2009 22	4	2012 22	4	10,000	10,000		103.69	
			48	2009 22	4	2012 22	4	10,000	10,000		104.05	
			60	2009 22	4	2012 22	4	0	0		110	
			49	2009 22	4	2012 22	4	0	0		56.52	
			48	2010 27	8	2012 22	4	0	0		50.67	
			52	2010 27	8	2012 22	4	0	0		73.46	

				27	22					
			40	2010 8 27	2012 4 22	0	0		88.04	
			41	2011 4 27	2012 4 22	0	0		37.11	
			46	2009 4 22	2012 4 22	10,000	10,000		71.85	
	/	/	/	/	/	101,094	101,094	/	1,052.48	/

()

()

	8,492
	926
	2,485
	331
	1,228
	4,448
	327
	3,053
	2,478
	2,634

()

1

2

9

3

2,61

2011

3

6

2

4

7

1

11

1

1

1

5

2011

4

18

6

2010

2011

2012

2012

7

2012

"

"

1

@unpřaš@k012


2011

2011

12

12-4





	<p style="text-align: center;">1</p> <p style="text-align: right;">2</p> <p style="text-align: center;">3</p>
	<p style="text-align: right;">2011 12 31</p> <p style="text-align: right;">2011 12 31</p>

()

()

www.sse.com.cn

()

()

2011 11 15

2011-16

/

()

2010	2011 4 26		2011 4 27

()

2011	2011 11 18		2011 11 19

()

1

1

2011

2011

1350

2

2011

1,621

8.32

23%

146%

"

/

3

2011

4

2011

45

"2011

"

2

(1)

: :

			(%)	(%)	(%)	%
	154,577,825,467.03	152,183,088,689.28	1.55	22.58	23.58	0.80
	9,527,558,249.31	8,715,609,176.10	8.52	2.00	-7.50	9.39
	4,558,043,183.62	4,383,007,225.58	3.84	14.40	19.71	4.27
	43,816,978.60	15,475,698.29	64.68	5.70	10.96	1.67
	460,143,986.68	267,560,733.00	41.85	13.47	12.08	0.72
	7,337,263,444.87	7,213,687,540.68	1.68	-14.02	-15.13	1.28
	161,830,124,420.37	158,351,053,981.57	2.15	23.21	23.73	0.41

10%

95.52%

1.55% 2.35%

0.80

34.04%

10%

: :

			(%)	(%)	(%)	%
	25,155,381,739.94	24,924,539,387.69	0.92	3.88	7.10	2.98
	20,360,159,585.85	20,237,980,645.04	0.60	46.66	47.89	0.83
	20,311,667,884.37	20,173,027,071.68	0.68	67.38	68.02	0.38
	17,586,794,525.84	17,584,042,949.18	0.02	87.39	89.61	1.16
	6,942,086,426.35	6,725,406,050.46	3.12	21.67	21.78	0.09
	2,850,612,154.48	2,597,189,697.83	8.89	29.05	33.44	3.00

	563,759,496.55	447,080,432.36	20.70	45.48	38.00	4.30
	432,636,946.48	320,507,609.65	25.92	184.05	157.30	7.70

(2)

		:	:
	160,118,051,549.37		24.48
	1,712,072,871.00		-36.78

(3)

	20,327,775,096.68	(%)	13.07
	12,834,209,535.18	(%)	7.93

3

	2011	2010		:	:
	16,205,266.19	13,146,591.06	3,058,675.13		%
	15,848,766.64	12,808,459.03	3,040,307.61		23.27
	52,996.88	73,307.08	-20,310.20		23.74
	162,648.37	124,528.07	38,120.30		-27.71
	4,213.92	-1,893.54	6,107.46		30.61
	47,537.22	906.85	46,630.37		5,142.02

9

4

	2011		2010			:
		(%)		(%)		
	251,146.17	5.13	54,088.34	1.25	197,057.83	364.33
	276,780.79	5.65	187,060.17	4.33	89,720.62	47.96
	12,412.66	0.25	614.15	0.01	11,798.51	1,921.11
	33,391.95	0.68	53,122.82	1.23	-19,730.87	-37.14
	1,121,774.71	22.91	589,422.26	13.63	532,352.45	90.32
	94,105.69	1.92	567,930.56	13.14	-473,824.87	-83.43
	90,539.42	1.85	130,684.94	3.02	-40,145.52	-30.72
	813,524.24	16.61	620,087.29	14.34	193,436.95	31.20
	553,181.59	11.30	312,276.99	7.22	240,904.60	77.14
	38,297.46	0.78	28,959.23	0.67	9,338.23	32.25
	11,985.08	0.24	19,912.89	0.46	-7,927.81	-39.81
	8,399.71	0.17	3,162.20	0.07	5,237.51	165.63
	28,847.30	0.59	36,610.93	0.85	-7,763.63	-21.21

10	32.25%
11	39.81%
12	165.63%
13	21.21%
14	36.77%
15	32.81%
16	45.93%

5

	2011	2010	:	:
	-290,537.31	112,751.54	-409,288.85	105.26 50

34,566.52

10%

: :

	10,000,149.43	31,322.11	25,327.15
	4,857,983.05	8,139.97	5,973.76
	803,085.27	10,363.33	5,130.72
	781,959.59	-4,665.20	-9,285.30
	97,566.89	-13,933.10	-14,322.94

-12,138.87

37,466.02

63,099.91

91.35%

-49,004.30

54,135.02

14,662.13

272.69%

571.88

14,894.82

		36	1,620	4,500 36%	2,880
		60	20,000 40%	64%	12,000 8,000
		70		21,000 15%	30,000 70%

4,500 15% 30,000
~~70%~~ ~~21,000~~ ~~15,000~~

3

2011 10 1

2011 10 1

2011

2011

()

1

15	2011 2 15		2011 2 16
16	2011 3 24		2011 3 25
17	2011 4 19		2011 4 20
18	2011 4 26		2011 4 27
19	2011 8 25		2011 8 26
20	2011 10 25		2011 10 26

2

2010

2010

2011 6 3

10

1.5

2011 6 16

2011

2011 12

31

3

1 2011 10 19

2011

2 2012 2 9

2012

2011

2011

"

9

()

2010

2010

2011 6 3

10

1.5

2011 6 16

()

1,071,910,711

10

2.10

225,101,249.31

2,864,709,052.27

()

	10	10 ()	10			(%)
2010		1.5		160,786,606.65	384,795,627.99	41.78
2009		1.0		107,191,071.10	266,687,413.12	40.19
2008		3.2		343,011,427.52	895,339,591.68	38.31

()

	4
2011 3 23	2010 2010 <2010 > < > <2010 >
2011 4 25	2011
2011 8 24	2011 <2011 > < >
2011 10 24	2011

()

2011

2011

1

2

3

()

2011

2010

2011

()

()

()

2011

()

2011

()

()

()

601101		10,000,000.00	1.93	333,919,518.54	6,119,941.10	-58,136,428.24		2002
		10,000,000.00	/	333,919,518.54	6,119,941.10	-58,136,428.24	/	/

()

: :

(%)

()

1


					:	:	
							(%)
						3,660,565,147.84	2.35
						3,183,456,122.62	2.05

						8,061.46	
						32,995.00	
						1,572,304,776.96	1.00
						417,774,308.97	0.26
						288,873,032.32	0.18
						281,242,353.63	0.18
						184,130,567.98	0.12
						126,122,221.78	0.08
						62,114,984.43	0.04
						48,416,229.22	0.03
						44,369,849.58	0.03

% of 2010
@

					852,883.13	
					154,493.98	
					58,984.62	
					242,144,232.98	6.48
					65,761,803.99	1.76
					32,199,063.00	0.86
					31,981,180.04	0.86
					28,132,222.75	0.75
					22,371,656.94	0.60
					20,203,844.91	0.54
					14,990,366.94	0.40
					14,478,997.61	0.39
					9,829,039.05	0.26
					9,720,952.16	0.26
					9,439,900.68	0.25
					8,048,963.59	0.22

2011



			45%						
			10%		79.42	267.46	267.46		187.51

3

				9,198,447.51	54,675,079.17
				4,012,586.29	4,012,586.29
				-5,539,275.20	1,211,724.80
				236,275.74	236,275.74
				21,374.28	21,374.28
				16,000.00	16,000.00
				-54,602.36	0.00

		2011 11 15				
		2011-16				
		/				

()

		:	:
	220		220
	2		1

2011 8

" " "

2011

2011

()

()

()

2011 12 31

:

: :

	1	2,215,533,101.65	2,098,118,008.16
	2	2,511,461,724.04	540,883,379.44
	3	2,767,807,872.35	1,870,601,658.43

	16	1,041,721,759.91	978,653,876.45
	18		7,642,357.38
		14,720,300,079.47	14,668,698,945.21
		48,970,385,917.21	43,236,351,008.37
	20	8,135,242,359.80	6,200,872,868.12
	21	9,671,916,293.54	10,024,970,500.86
	22		

	35	869,342,319.40	767,023,019.00
	36	3,071,180,301.58	2,797,772,900.07
			-12,554,877.77
		9,073,012,811.21	8,786,115,453.18
		2,795,405,090.35	2,689,603,908.62
		11,868,417,901.56	11,475,719,361.80
		48,970,385,917.21	43,236,351,008.37

2011 12 31

:

: :

		280,340,296.24	613,358,798.45
	1	6,457,618,207.79	3,170,364,187.68
		43,850,000.00	43,850,000.00
		6,781,808,504.03	3,827,572,986.13
		333,919,518.54	531,228,230.24
	2	5,331,397,940.20	5,820,635,006.07
		4,604,775.92	5,102,927.52
		4,767,179.82	3,075,665.04

		33,490,316.08	38,163,792.83
		5,708,179,730.56	6,398,205,621.70
		12,489,988,234.59	10,225,778,607.83
		114,766,835.58	51,234,673.58
		115,102,054.51	14,357,662.22
		2,774,210,647.62	1,375,956,370.01
		291,520.00	
		3,004,371,057.71	1,441,548,705.81
		173,274,750.00	188,752,650.00
		63,480.00	
		80,979,879.62	120,518,589.58
		254,318,109.62	309,271,239.58
		3,258,689,167.33	1,750,819,945.39
		1,071,910,711.00	1,071,910,711.00
		4,721,622,474.99	4,827,688,467.49
		712,410,657.79	610,091,357.39
		2,725,355,223.48	1,965,268,126.56
		9,231,299,067.26	8,474,958,662.44
		12,489,988,234.59	10,225,778,607.83

2011 1 12

: :

2011

		16,359,193.08	-231,232,077.04
--	--	---------------	-----------------

2011 1 12

		1,021,028.00	3,093,570.02
		774,220.37	770,697.48
		6,516,987.49	4,721,242.99
		191,446,799.95	97,479,444.88
		-130,671,501.71	-90,851,273.86
		138,463.72	154,922.26

		109,290,383.65	61,144,931.69
	50	796,556,899.46	497,120,159.19
		157,815,673,641.17	148,626,435,466.00
		157,047,228,405.49	144,098,395,548.80
		998,005,906.47	789,357,275.13
		1,168,593,453.40	1,422,106,198.12
	50	1,507,219,009.79	1,189,061,031.99

		38,890,032,719.13	36,310,425,436.28
		38,990,532,719.13	36,531,625,436.28
		35,386,020,550.17	36,169,846,763.29
		844,954,758.28	608,311,419.31
		1,018,182.02	8,407,801.07
	50	22,217,409.98	13,275,684.34
		36,253,192,718.43	36,791,433,866.94
		2,737,340,000.70	-259,808,430.66
		-6,259,007.89	-1,800,022.93
		127,215,093.49	167,307,968.13
		2,088,318,008.16	1,921,010,040.03
		2,215,533,101.65	2,088,318,008.16


		61,762,553.11	1,529,389,046.35
		1,732,614,326.11	-1,191,212,819.30
		1,950,000,000.00	6,200,000,000.00
		1,950,000,000.00	6,200,000,000.00
		1,956,442,600.00	7,205,851,050.00

2011 1 12

: :

	1,071,910,711.00	4,161,963,700.88		767,023,019.00	2,797,772,900.07	-12,554,877.77	2,689,603,908.62	11,475,719,361.80
	1,071,910,711.00	4,161,963,700.88		767,023,019.00	2,797,772,900.07	-12,554,877.77	2,689,603,908.62	11,475,719,361.80
		-101,384,221.65		102,319,300.40	273,407,401.51	12,554,877.77	105,801,181.73	392,698,539.76
					537,801,879.20		16,359,193.08	554,161,072.28
		-106,065,992.50						

1								
2								
3								



2011 1 12

: :

	1,071,910,711.00	4,827,688,467.49		610,091,357.39	1,965,268,126.56	8,474,958,662.44
	1,071,910,711.00	4,827,688,467.49		610,091,357.39	1,965,268,126.56	8,474,958,662.44
		-106,065,992.50		102,319,300.40	760,087,096.92	756,340,404.82
					1,023,193,003.97	1,023,193,003.97
		-106,065,992.50				-106,065,992.50
		-106,065,992.50			1,023,193,003.97	917,127,011.47
1						
2						
3						
				102,319,300.40	-263,105,907.05	-160,786,606.65
1				102,319,300.40	-102,319,300.40	
2.						
3					-160,786,606.65	-160,786,606.65

2011

						31,208,726.07	-138,399,797.17	-107,191,071.10
						31,208,726.07	-31,208,726.07	
							-107,191,071.10	-107,191,071.10
2								
3								

()

" " " "

[1997]

567

[1997]40

1997 5 21

110000001200801 1997 5 28

2010 12 16
62.56%

2011 12 29

670,604,922

2011 12 31

107,191.07

107,191.07

5

16
13

" "

()

1

-

2

2011

12 31 2011

3

1 1 12 31

4

5

1

2

6

7

8

1

B.

C.

D.

" " --

E.

a)

b)

c)

F.

" "

10

Q

G~~PH~~GNqY

à

Ôp~~À~~À~~À~~ Au~~À~~

€

5~~À~~sÈ

@

()Tj/C20_1 T047--1.5 -1.48622A55E8D322A4>Tj/TT0 1 Tf)Tj/C208.19A0.7592 E84B9C14622A681B08>1<841A1A98.5F41041BE2D322

11

(1)

(2)

(3)

(4)

(5)

12

(1)

5

(2)

(3)

(4)

13

		%	%
	18-20	3	4.85-5.39

14

(1)

()

(2)

A45920804417Td [<21362E424178

(5)

15

16

(1)

A.

B.

C.

)

B.

24

(1)

(2)

25

$\mathbb{Z} - p \in \mathbb{D}a \hat{A} \# \{ | \gg \ddot{A}$

1
1

25

C.
(3)
A.

B.

27

1
2
3

28

(1)

(2)

--	--	--	--

(1)

(2)

()

1

				300,000,000.00		300,000,000.00		100	100		
				13,525,240.40		13,525,240.40		100	100		
				900,000,000.00		900,000,000.00		100	100		
				900,000,000.00		900,000,000.00		100	100		
				33,662,360.94		33,662,360.94		100	100		
				286,380,000.00		229,104,000.00		80	80		29,767,454.60
				30,000,000.00		30,000,000.00		100	100		
				60,000,000.00		60,000,000.00		100	100		

--	--	--	--	--	--	--	--	--	--	--	--

(2)

								(%)	(%)	:	:
				36,973,000.00	,	22,611,313.56	,	62	62		73,867,330.04
				4,939,083,255.56	,	2,777,852,804.77	,	50.40	50.40		2,505,613,709.54

(3)

	61,018,326.27	1,018,326.27
--	---------------	--------------

(2)

		:	:
	97,094,153.08		22,023,236.10

		(%)		(%)		(%)		(%)

224,368,587.32 6.10 213,540,352.14 95.17 1,135,424,543.87 39.66 277,159,224.80 24.41

		123,111,958.46	1-6	3.35
		112,434,698.41	5	3.06
		109,993,671.60	5	2.99
		107,066,983.06	1-6	2.91
	/	603,286,762.40	/	16.41

4

(1)

		(%)		(%)		(%)		(%)
	616,961,568.35	60.62	397,944,316.37	64.50	629,420,938.05	46.37	378,083,798.01	60.07

2011

--	--	--	--	--

2011

--	--	--	--

31,900,000.00

2011

			0.006
			0.119

	40.00	40.00	9,357,022.80	2,937,185.65	6,419,837.15	7,264,163.03	890,159.01
	20.00	20.00	475,471,204.38	1,655,634.45	473,815,569.93		-2,965,996.77
	36.00	36.00	17,692,272.55	5,456.00	17,686,816.55		-13,183.45
	40.00	40.00	3,800,000.00	1,800,000.00	2,000,000.00		
	20.00	20.00	10,000,000.00		10,000,000.00		

2011 12

31

56.59

10

(1)

	565,924.63			565,924.63
	158,872,630.15	23,240,362.55	42,532,326.80	139,580,665.90
	172,435,848.93	6,595,553.00	83,594,168.93	95,437,233.00
	331,874,403.71	29,835,915.55	126,126,495.73	235,583,823.53
	84,034,674.63		82,800,000.00	1,234,674.63
	247,839,729.08	29,835,915.55	43,326,495.73	234,349,148.90

(2)

	60,000,000.00	60,000,000.00		60,000,000.00		10.00
	82,800,000.00	82,800,000.00	-82,800,000.00			
	17,440,000.00	17,440,000.00		17,440,000.00		10.00

	7,457,930.00	7,457,930.00		7,457,930.00		10.00	10.00	
	1,500,000.00	1,500,000.00		1,500,000.00		0.56	0.56	
	1,000,000.00	1,000,000.00	5,095,553.00	6,095,553.00		12.30	12.30	
	500,000.00	794,168.93	-794,168.93					
	200,000.00	200,000.00		200,000.00		14.00	14.00	
	575,000.00	575,000.00		575,000.00				
	668,750.00	668,750.00		668,750.00				
	18,000,000.00							
	1,500,000.00			1,500,000.00		15.00	15.00	

|

|

┌──────────┐ ┌──────────┐
└──────────┘ └──────────┘

|

┌──────────┐
└──────────┘

┌───┐
└───┘

|

12

(1)

	8,449,905,171.91	6,023,912,479.30	189,309,266.65	14,284,508,384.56
	3,053,585,240.57	28,629,371.13	36,727,348.13	3,045,487,263.57
	4,801,393,801.03	5,944,033,401.41	112,689,268.62	10,632,737,933.82

(5)

				m ²
		1,246,589,651.40	1,205,740,098.96	230,000.00
		402,514,564.51	201,435,837.94	102,211.00

13

(1)

	941,056,859.95		941,056,859.95	5,679,305,621.83		5,679,305,621.83

(2)

2	3,517,775.09	2,538,338.65		6,056,113.74
3	378,747,272.47		378,747,272.47	
4	19,900.00			19,900.00
	68,569,558.54	21,760,288.91	1,637,527.36	88,692,320.09
1	66,888,215.42	20,355,839.84	1,637,527.36	85,606,527.90
2	1,661,443.12	1,404,449.07		3,065,892.19
3				
4	19,900.00			19,900.00
	1,306,849,394.40	-19,221,950.26	382,233,195.48	905,394,248.66
1	926,245,789.96	-20,355,839.84	3,485,923.01	902,404,027.11
2	1,856,331.97	1,133,889.58		2,990,221.55
3	378,747,272.47		378,747,272.47	
4				
1				
2				
3				
4				

	4,166,892,163.78
--	------------------

17

	2,022,457,405.13	-99,094,366.90	198,301,692.79	100,156,272.69	2,648,998.16	1,622,256,074.59
	552,838,743.21	872,459,530.29	1,412,614.24	470,377,024.75		953,508,634.51
	84,034,674.63			82,800,000.00		1,234,674.63
	8,324,507.64					8,324,507.64
	10,994,030.54	19,385,007.21		6,564,772.66		23,814,265.09
	2,678,649,361.15	792,750,170.60	199,714,307.03	659,898,070.10	2,648,998.16	2,609,138,156.46

18

		7,642,357.38
		7,642,357.38

19

	5,488,747.00		
	5,098,731.63		
	37,491,620.16		

23

(1)

1	5,638,793,984.79	5,041,614,843.25
1-2	117,215,821.57	95,717,964.19
2-3	43,691,118.80	60,803,683.79
3	274,516,406.06	248,440,609.31
	6,074,217,331.22	5,446,577,100.54

(2) 2011 12 31

5% 5%

6

(3) 1

	97,096,597.14		

	242,509.69	42,761,219.40	42,497,080.99	506,648.10
		17,742,397.27	9,714,568.57	8,027,828.70
	70,757.77	4,461,435.63	4,461,435.63	70,757.77
	37,296,215.53	34,200,575.49	34,552,222.30	36,944,568.72
		4,468,947.64	4,468,947.64	
	3,834,783.15		3,834,783.15	
	289,592,300.25			

36,944,568.72

25

	-182,805,778.29	-5,511,748.93
	26,713,850.41	
	202,156,960.17	87,538,866.98
	2,321,634.34	5,319,769.81
	3,244,749.05	21,329,342.29
	1,872,511.04	9,502,357.24
	3,943,197.70	3,985,284.30
	2,115,463.76	1,898,766.09
	60,288,165.31	57,838,784.11
	119,850,753.49	199,128,947.02

26

	83,997,141.04	31,622,034.44
	83,997,141.04	31,622,034.44

27

(1)

1	206,686,602.52	301,540,246.85
1-2	39,032,103.87	30,076,125.72
2-3	17,659,507.19	5,305,451.67
3	25,094,809.02	29,187,458.00
	288,473,022.60	366,109,282.24

(2) 5% 5%
6
(3) 1

	10,538,311.42		
	9,000,000.00		
	6,513,409.00		
	6,326,113.24		

29 1

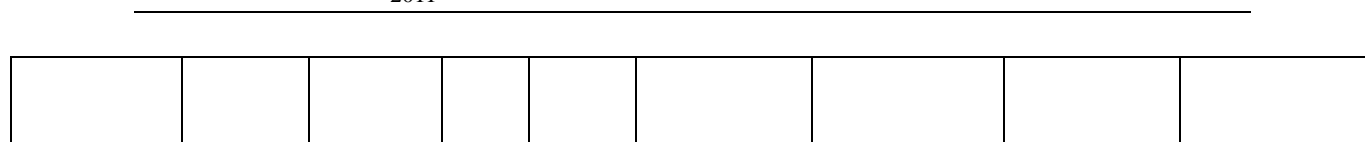
(1) 1

1	343,000,000.00	216,000,000.00
1	291,520.00	34,994,803.48
	343,291,520.00	250,994,803.48

(2) 1

A. 1

2011



2010 11 2013

26

2011

	162,052,661,862.08	131,465,910,645.75
	161,830,124,420.37	131,342,088,249.00
	222,537,441.71	123,822,396.75
	158,487,666,373.70	128,084,590,321.57
	158,351,053,981.57	127,981,978,906.95
	136,612,392.13	102,611,414.62

2011

(2)

--	--	--

	1,712,072,871.00	1,640,640,622.16	2,708,120,624.11	2,301,151,645.93
	161,830,124,420.37	158,351,053,981.57	131,342,088,249.00	127,981,978,906.95

(5)

A	3,124,090,481.38	1.93
B	2,930,804,857.90	1.81
C	2,603,610,972.15	1.61
D	2,216,832,017.02	1.37
E	1,958,871,206.73	1.21
	12,834,209,535.18	7.93

38

	67,806,517.64	65,539,412.21	3% 5% 20%
	25,439,700.32	47,672,371.88	7%
	12,070,124.56	21,401,976.09	3%
	5,149,864.98	873,058.02	1% 2%
	293,841,195.34	247,635,272.20	---
	6,022,577.32	4,603,462.02	---
	410,329,980.16	387,725,552.42	/

39

		3,967,224.95
		187,868,782.12
		16,401,145.39
		286,293,917.52
		27,264,979.14
	679,693.67	
		493,215.00
		11,156.06
		15,612,221.95
	141,624,288.74	147,880,628.74
		839,140.86
		223,444.58
		30,043.07
		46,184,933.82
		733,070,833.20

42

		3,134,377.50
		3,134,377.50
	-187,182.03	
	-187,182.03	3,134,377.50

43

(1)

	5,418,881.00	6,779,568.62
	3,487,980.52	763,657.55
	338,607,555.85	
	6,119,941.10	1,850,568.60
	121,737,849.96	
		-325,317.18
	475,372,208.43	9,068,477.59

(2)

	3,487,980.52	763,657.55	/
--	--------------	------------	---

(4)

(5)

	12,173.78	A.	B.
100%		100%	
45%		10%	33,860.76

44

	-297,396,059.69	465,527,252.40
	871,046,916.05	243,780,584.27
	19,385,007.21	
	593,035,863.57	709,307,836.67

1

		1,311,000.00	
	5,944,417.30	18,715,948.73	[2010]224
	1,170,444.25	10,514,976.98	32
	19,170,000.00		32
	3,834,244.59		
	34,864,916.14	31,100,025.71	/

	0.5017	0.5017	0.3590	0.3590
	0.0149	0.0149	0.3469	0.3469

2

	1	537,801,879.20	384,795,627.99
	2	521,798,562.67	12,954,956.37
	3=1-2	16,003,316.53	371,840,671.62
	4	1,071,910,711.00	1,071,910,711.00
	5		
	6		
	7		
	8		
	9		
	10		
	11		12
	12=4+5+6y 7 ...11-8y 9... 11-10	1,071,910,711.00	1,071,910,711.00
	13		
	14=1... 12	0.5017	0.3590
	15=3... 12	0.0149	0.3469
	16		
	17		
	18		
	19		
	20=[1+(16-18) y (100%-17)] ...(12+19)	0.5017	0.3590
	21=[3+(16-18) y (100%-17)] ...(12+19)	0.0149	0.3469

A.

=P0...S

$S=S_0$ S_1 S_{iy} $M_i \dots M_0$ S_{jy} $M_j \dots M_0-S_k$
 P_0
 S S_0 S_1
 S_j S_i S_k M_0 M_i
 M_j
 B.
 $=P_1/$ S_0 S_1 S_{iy} $M_i \dots M_0$ S_{jy} $M_j \dots M_0$ S_{k+}
 P_1

	796,556,899.46
--	----------------

(2)

	588,611,208.00
	483,598,896.73
	4,403,462.18
	379,696,793.07
	2,069,307.75
	48,839,342.06

· ·	2,025,364,865.55	1,855,255,986.63
· ·	187,320,890.68	230,309,890.65
	2,215,533,101.65	2,088,318,008.16
		9,800,000.00

52

(1)

(2)

"

"

100,008,763,397.43	68,790,714,333.41	50,396,019,915.92	53,052,120,236.99	9,737,334,847.01	9,450,911,740.66	4,546,837,328.65	3,987,491,601.78	3,289,750,435.50	4,012,572,890.22
99,954,573,173.89	68,790,714,333.41	47,171,873,243.47	49,954,880,412.37	6,521,411,312.24	4,705,595,150.15	3,736,595,602.55	3,462,902,575.25	3,256,955,617.02	4,012,572,890.22
54,190,223.54		3,224,146,672.45	3,097,239,824.62	3,215,923,534.77	4,745,316,590.51	810,241,726.10	524,589,026.53	32,794,818.48	
2,890,349.48	1,069,256.97	-4,746.04	-939,954.45	-593,199.35	-2,643,686.66	861,693.37	920,450.47	333,883.06	111,741.88
-123,251,014.43	530,029,466.61	670,714,385.97	182,135,403.53	29,445,950.56	9,088,002.09	9,920,648.54	4,869,444.31	3,843,985.13	591,146.25
23,920,240.70	19,037,986.37	8,326,800.74	6,077,963.03	481,590,550.86	356,223,644.42	17,662,234.86	23,587,962.59	6,843,642.11	2,863,557.88

	43,816,978.60	41,453,863.66	460,143,986.68	405,512,923.41	907,291,947.63	258,805,738.69	7,337,296,975.34	8,533,672,683.07	162,052,661,862.08	131,465,910,645.75
	43,816,978.60	41,453,863.66	460,143,986.68	405,512,923.41	907,291,947.63	92,278,497.28			162,052,661,862.08	131,465,910,645.75
						166,527,241.41	7,337,296,975.34	8,533,672,683.07		
						2,245,849.34			3,487,980.52	763,657.55
	-3,375.68	87,870.78	61,073.50	-43,787.08	1,972,619.25	615,901.83	-331,590.73	18,065,611.65	593,035,863.57	709,307,836.67
	213,169.71	186,201.26	49,446,637.94	49,406,721.93	10,973,983.02	2,253,462.08			598,977,259.94	459,637,499.56
	20,481,927.40	16,059,474.05	67,920,740.49	55,064,659.40	1,136,470,351.30	322,547,634.16	705,287,959.11	330,484,125.33	831,814,826.51	338,748,265.87
	4,734,806.76	4,151,360.07	18,308,732.89	14,570,437.14	106,162,111.14	6,397,807.12	-3,262,523.75	4,059,091.61	277,653,754.23	185,184,714.92
	15,747,120.64	11,908,113.98	49,612,007.60	40,494,222.26	1,030,308,240.16	316,149,827.04	708,550,482.86	326,425,033.72	554,161,072.28	153,563,550.95
	227,703,203.74	256,231,141.80	412,888,494.05	461,425,874.99	12,489,988,234.59	11,624,977,392.98	18,000,856,123.92	12,999,200,257.78	48,970,385,917.21	43,236,351,008.37
	175,357,159.91	208,921,129.70	218,500,783.42	295,633,407.19	3,258,689,167.33	2,584,559,591.48	12,650,022,969.02	7,133,464,242.89	37,101,968,015.65	31,760,631,646.57
1.	135,335.00	260,913.51	13,378,555.74	3,741,582.52	110,651,908.51	111,259,580.58		996,383.40	803,704,206.35	682,045,323.16
2.									140,146,590.53	159,438,554.78
3.	-77,834.71	74,712.25	-38,626,462.21	-47,589,625.65	-466,226,544.29	107,902,774.12			206,974,900.06	685,655,683.04

(3)

: :

(4)

7.93%

()

1

: :

						(%)	(%)		
					2,906,924.29	62.56	62.56		71782846-2

2

: :

						(%)	(%)	
					300,000,000.00	100	100	101689986
					13,525,240.40	100	100	100000120
					900,000,000.00	100	100	10169040X
					900,000,000.00	100	100	100024763
					33,662,360.94	100	100	101032125
					286,380,000.00	80	80	661651046
					30,000,000.00	100	100	101158376

					64,907,800.00	100	100	750168064

3

							:	:
						(%)	(%)	
					200,000	50	50	612002998
					200,000	20	20	70041866-X

		733148299
		10002750X
		144112941
		717853641
		190342078
		15826900X
		183764344
		745140112
		797691477
		676899343
		101701981
		101104300
		750992264
		74558002X
		743084735
		105539002
		192223283
		750992624
		735309359
		752705855
		607246664
		141416675
		601494835
		101744930
		10552795X
		710932929
		741317582
		669903498
		710924099
		752705863
		564616855
		740660565
		184281846
		716528441

		746132245

5

(1) /

				(%)		(%)
			3,660,565,147.84	2.35	646,410,081.00	0.55
			3,183,456,122.62	2.05	1,670,421,131.07	1.42
			1,860,791,137.46	1.20	1,092,539,742.17	0.93
			1,014,570,420.61	0.65	351,871,452.54	0.30
			565,375,315.74	0.36	34,035,059.54	0.03
			504,803,362.03	0.32	504,336,173.69	0.43
			352,411,705.00	0.23	11,896,752.43	0.01
			291,456,252.49	0.19	143,717,856.68	0.12
			272,045,472.38	0.17	283,128,095.65	0.24
			129,329,469.47	0.08		
			107,787,245.30	0.07	6,349,380.32	0.01
			49,522,819.11	0.03	319,329,620.85	0.27
			39,628,649.41	0.03	6,934,153.85	0.01
			16,124,683.27	0.01		

			13,569,834.78	0.01	9,091,430.63	0.01
			11,760,184.31	0.01	19,368,966.51	0.02
			8,673,089.34	0.01		
			504,775.38			
					211,337,763.79	0.18
					116,621,871.71	0.10

8,061.46

			13,981,426.87	0.01	22,006,757.68	0.02
			11,932,787.31	0.01	41,559,395.28	0.03
			11,711,778.41	0.01		

			20,203,844.91	0.54	18,075,766.60	0.52
			14,990,366.94	0.40		
			14,478,997.61	0.39	2,576,310.50	0.07
			9,829,039.05	0.26	3,111,023.55	0.09

	1,671.73	3.32 / /	2,000,000.00
--	----------	----------	--------------

(4)

		3,996,000 /	3,996,000.00

(5)

		65,839.17	55,250.27

(6)

A.					175,000.00		
	2011	12	31		747.78		
B.				"	"		
20,000.00		2011	12	31			31.11
C.						6,500	2011
12	31		6,500			1,222.23	
D.							
2011	12	31		6,649.62			1,986.72
						611,940	
				2,241.48			
				22,701.07			
E.							
		2011	12	31	5000	86	
		722.11					
F.							12,800
		2011	12	31	3,000		
G.							
		2011	12	31	11,000.00		
H.						35,000.00	2011
12	31			35,000.00		4,943.96	
I.						6	2011 12
31				53.40			
		84,269.27			13,782.45		24,917.30
J.							
2011	12	31				4,243.00	
				751.34			
K.						20,000.00	
		10,000.00		2011 12 31		10,000.00	
				155.32			
L.							10.22

			2011	12	31		10.22
		6,889.84					
M.							2011
12	31		41.14				
N.							2011 12 31
		99.46					
O.					112.68		2011
12	31	112.68			6.30		
(7)							
A.			100%				100%
			2				
B.						45%	
		-8,932,751.99					
C.							1,875,081.95
		10%					

6

(1)

:

:

:

		66,830,568.07		
		25,027,370.80		331,700.22
		24,573,870.36		
		24,228,335.83		532,654.06
		13,886,117.13		
		8,782,023.17		1,889,914.44
		5,118,873.52		3,490,139.02
		2,935,323.60		201,418.25
		1,204,689.61		15,003,465.95

¶

				11,720.00	
		173,851,645.72		26,272,059.70	
		38,810,069.76		9,638,828.85	
		24,496,393.24		14,889,073.83	
		13,395,514.71			
		9,624,790.40			
		8,533,271.47			

			54,602.36
		60,173,040.28	52,282,234.02
		29,148,363.35	29,646,741.58
		22,149,979.52	
		7,547,905.43	
		6,197,414.69	1,007,429.10
		4,752,000.00	
		3,147,540.46	2,357,200.00
		1,076,616.00	
		906,397.78	550,828.94
		403,966.82	
		278,755.29	455,634.17
		181,087.87	
		172,387.96	
		110,937.00	
		109,631.35	109,631.35
		104,903.75	7,855,177.92
		17,750.00	652,152.56
		10,619.90	10,619.90
		6,435.00	5,500,000.00
		5,020.15	
			13,242,450.00
			874,638.37
			150,478.91
			82,136.00
			28,488.72
		76,327,712.32	62,523,607.52
		2,401,249,952.08	558,321,118.55

(3)

			:	:
		708,309,852.06		667,771,133.98
		510,705.66		
				4,971,044.83
		708,820,557.72		672,742,178.81

()

()

1

2010 9 " " 76.13
 12 31 520 2011
 2
 2011 12 31
 3
 2011 12 31

: :

	50,000,000.00	2011-8-23	2012-2-22		
	25,000,000.00	2011-7-11	2012-1-10		
	35,000,000.00	2011-8-2	2012-2-1		
	15,000,000.00	2011-8-3	2012-2-2		
	28,000,000.00	2011-10-19	2012-4-18		
	28,000,000.00	2011-10-26	2012-4-25		

			225,101,249.31
2012	3	29	2011
		10	1,071,910,711
		2.10	225,101,249.31
2011			

()

1

2011 12 31

2

2011 12 31

3

2011 12 31

4

(1) 2011 12 31

—	10,788,885.17	10,618,571.30
	38,468,053.37	34,195,956.91
	19,354,660.56	15,252,877.97
	8,324,507.64	8,324,507.64
—	463,592.30	1,578,163.47
	4,425,885.15	4,425,885.15
	3,962,292.85	2,847,721.68
	11,252,477.47	12,196,734.77

(2) 2011 12 31

A.

1			
2	759,320.00	20,085.62	739,234.38
	759,320.00	20,085.62	

B.

2011

	20,544,307.61	0.32	19,973,205.62	97.22	20,698,483.73	0.65	19,834,741.90	95.83
--	---------------	------	---------------	-------	---------------	------	---------------	-------

18,000,000.00 0.56

(4)

			(%)
		3,498,500,445.85	54.01
		2,010,000,000.00	31.49
			8.34
			3.24
			2.21
			0.28
			0.12
	/	6,	99.69

2

(1)

--	--	--

2011

--	--	--	--	--	--	--	--	--	--	--

3

(1)

	716,038,038.12	319,287,500.13
		2,245,849.34
	345,356,834.13	-108,000.00
	6,119,941.10	1,850,568.60
	121,737,849.96	
	1,189,252,663.31	323,275,918.07

	-9,993,310.15	-17,647,276.18	49,349,239.99
	-17,742,397.27		
	-7,661,709.10	-449,171.38	1,954,748.52
	182,728,167.93	3,854,773.14	158,468,860.49
	521,798,562.67	12,954,956.37	492,456,469.02

	17,742,397.27	

2

	%		
	6.0227	0.5017	0.5017
	0.1792	0.0149	0.0149

1

2

3